

Q.PEAK DUO L-G5.2 380-395

Q.ANTUM SOLAR MODULE

The new high-performance module **Q.PEAK DUO L-G5.2** is the ideal solution for commercial and utility applications thanks to a combination of its innovative cell technology **Q.ANTUM** and cutting edge cell interconnection. This 1500V IEC/UL solar module with its 6 busbar cell design ensures superior yields with up to 395Wp while having a very low LCOE.



LOW ELECTRICITY GENERATION COSTS

Higher yield per surface area, lower BOS costs, higher power classes, and an efficiency rate of up to 19.9%.



INNOVATIVE ALL-WEATHER TECHNOLOGY

Optimal yields, whatever the weather with excellent low-light and temperature behavior.



ENDURING HIGH PERFORMANCE

Long-term yield security with Anti LID Technology, Anti PID Technology¹, Hot-Spot Protect and Traceable Quality Tra.Q™.



EXTREME WEATHER RATING

High-tech aluminum alloy frame, certified for high snow (5400 Pa) and wind loads (2400 Pa).



A RELIABLE INVESTMENT

Inclusive 12-year product warranty and 25-year linear performance warranty².



THE IDEAL SOLUTION FOR:



Rooftop arrays on commercial/industrial buildings



Ground-mounted solar power plants

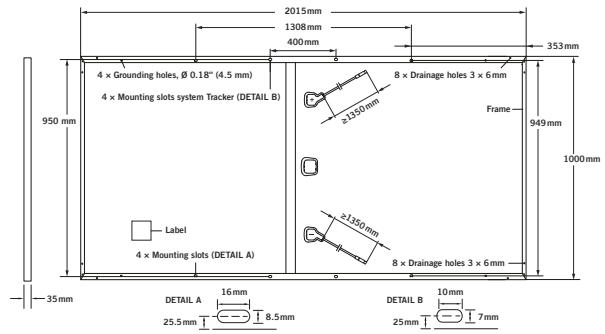
Engineered in **Germany**

¹ APT test conditions according to IEC/TS 62804-1:2015, method B (-1500V, 168h)

² See data sheet on rear for further information.

MECHANICAL SPECIFICATION

Format	2015mm × 1000mm × 35mm (including frame)
Weight	23.5 kg
Front Cover	3.2mm thermally pre-stressed glass with anti-reflection technology
Back Cover	Composite film
Frame	Anodised aluminium
Cell	6 × 24 monocrystalline Q.ANTUM solar half cells
Junction box	70-85mm × 50-70mm × 13-21mm Protection class IP67, with bypass diodes
Cable	4mm ² Solar cable; (+) ≥ 1350mm, (-) ≥ 1350mm
Connector	Multi-Contact MC4-EVO2, JMTHY PV-JM601A, IP68 or Renhe 05-8, IP67

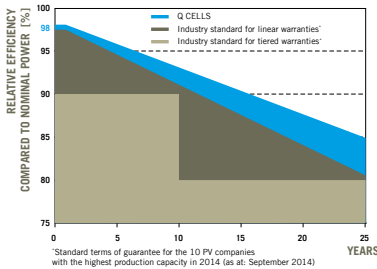


ELECTRICAL CHARACTERISTICS

POWER CLASS			380	385	390	395
MINIMUM PERFORMANCE AT STANDARD TEST CONDITIONS, STC¹ (POWER TOLERANCE +5W / -0W)						
Minimum	Power at MPP¹	P_{MPP} [W]	380	385	390	395
	Short Circuit Current¹	I_{SC} [A]	10.05	10.10	10.14	10.19
	Open Circuit Voltage¹	V_{OC} [V]	47.95	48.21	48.48	48.74
	Current at MPP	I_{MPP} [A]	9.57	9.61	9.66	9.70
	Voltage at MPP	V_{MPP} [V]	39.71	40.05	40.38	40.71
	Efficiency¹	η [%]	≥ 18.9	≥ 19.1	≥ 19.4	≥ 19.6
MINIMUM PERFORMANCE AT NORMAL OPERATING CONDITIONS, NMOT²						
Minimum	Power at MPP	P_{MPP} [W]	283.9	287.6	291.3	295.1
	Short Circuit Current	I_{SC} [A]	8.10	8.14	8.17	8.21
	Open Circuit Voltage	V_{OC} [V]	45.12	45.37	45.62	45.87
	Current at MPP	I_{MPP} [A]	7.53	7.57	7.60	7.64
	Voltage at MPP	V_{MPP} [V]	37.69	38.01	38.33	38.64

¹Measurement tolerances P_{MPP} ± 3%; I_{SC}, V_{OC} ± 5% at STC: 1000W/m², 25 ± 2°C, AM 1.5G according to IEC 60904-3 - ²800 W/m², NMOT, spectrum AM 1.5G

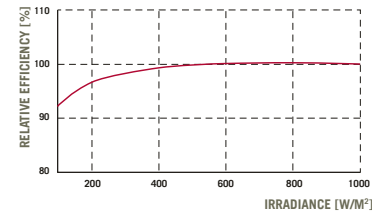
Q CELLS PERFORMANCE WARRANTY



At least 98% of nominal power during first year. Thereafter max. 0.54% degradation per year. At least 93.1% of nominal power up to 10 years. At least 85% of nominal power up to 25 years.

All data within measurement tolerances. Full warranties in accordance with the warranty terms of the Q CELLS sales organization of your respective country.

PERFORMANCE AT LOW IRRADIANCE



Typical module performance under low irradiance conditions in comparison to STC conditions (25°C, 1000W/m²).

TEMPERATURE COEFFICIENTS

Temperature Coefficient of I_{SC}	α [%/K]	+0.04	Temperature Coefficient of V_{OC}	β [%/K]	-0.28
Temperature Coefficient of P_{MPP}	γ [%/K]	-0.37	Normal Module Operating Temperature	NMOT [°C]	43 ± 3

PROPERTIES FOR SYSTEM DESIGN

Maximum System Voltage	V_{sys} [V]	1500 (IEC) / 1500 (UL)	Safety Class	II
Maximum Reverse Current	I_R [A]	20	Fire Rating	C / TYPE 1
Max. Design Load, Push / Pull	[Pa]	3600/1600	Permitted Module Temperature on Continuous Duty	-40°C up to +85°C
Max. Test Load, Push / Pull	[Pa]	5400/2400		

QUALIFICATIONS AND CERTIFICATES

IEC 61215:2016, IEC 61730:2016, Application class A
This data sheet complies with DIN EN 50380.



PACKAGING INFORMATION

Number of Modules per Pallet	29
Number of Pallets per 40' High Cube Container	22
Number of Modules per 40' High Cube Container	638

NOTE: Installation instructions must be followed. See the installation and operating manual or contact our technical service department for further information on approved installation and use of this product.

Made in Korea

Hanwha Q CELLS Australia Pty Ltd

1402, 20 Berry St., North Sydney NSW 2060, Australia | TEL +61 (0) 29016 3033 | FAX +61 (0) 29016 3032 | EMAIL q-cells-australia@q-cells.com | WEB www.q-cells.com.au

Engineered in Germany

